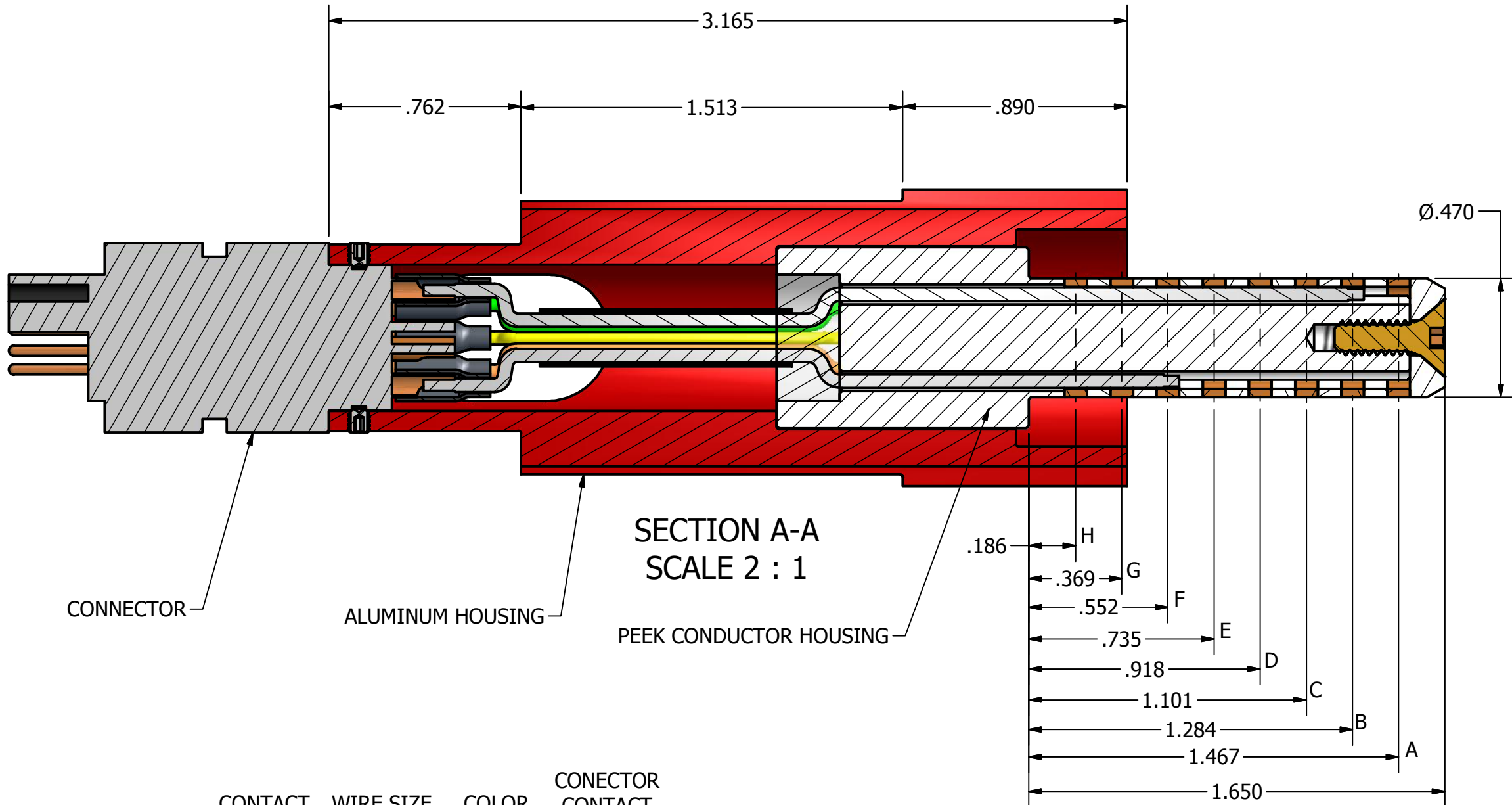
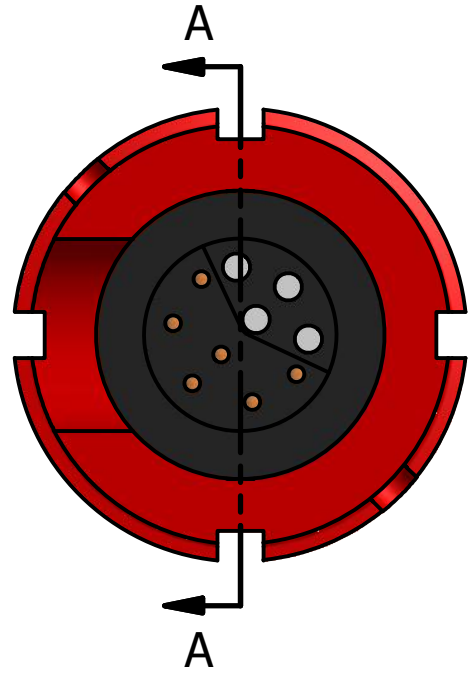
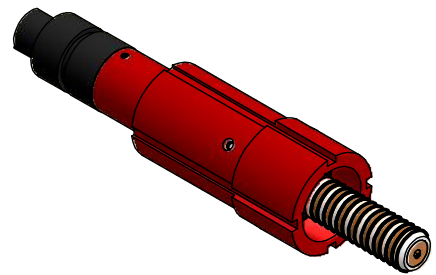


REVISION HISTORY			
REV	DESCRIPTION	DATE	APPROVED
1	PROTOTYPE RELEASE	2/10/2012	



NOTES:

- TEMPERATURE RATING: 392°F (200°C)
- CONTACTS ARE GOLD PLATED PER MIL-G-45204C, TYPE I OR II, GRADE C OR D, CLASS 1 OVER NICKEL PER QQ-N-290A, CLASS 1, GRADE G

CONTACT	WIRE SIZE	COLOR	CONECTOR CONTACT
A	24 AWG	VIOLET	1
B	24 AWG	BLUE	2
C	24 AWG	GREEN	3
D	24 AWG	YELLOW	4
E	24 AWG	ORANGE	5
F	24 AWG	RED	6
G	24 AWG	BROWN	7
H	24 AWG	BLACK	8

WIRING DIAGRAM

DRAWN	siselt	1/26/2012
CHECKED		
APPROVED		
UNLESS OTHERWISE SPECIFIED: DIMENSIONS ARE IN INCHES [MM]		
TOLERANCES:		
ANGULAR: ±.50°		
TWO PLACE DECIMAL ±.015		
THREE PLACE DECIMAL ±.005		
FOUR PLACE DECIMAL ±.0005		
FILLET: R.032 MAX		
REMOVE ALL BURRS AND BREAK SHARP EDGES .015 MAX		

Canyon
Manufacturing Services, Inc.

TITLE
8 CONDUCTOR CROSSOVER ASSEMBLY
WITH WINDOW

SIZE	MATERIAL	DWG NO	REV
B		915-0158 SALES	1

All rights reserved. This document and the information contained herein are the sole property of Canyon Manufacturing Inc. Any reproduction or distribution in whole or in part without written permission of Canyon Manufacturing Inc. is prohibited.

SHEET 1 OF 1